

Health Requirements for Incoming Students

STEP 1: VISIT THE HEALTH SERVICES WEBPAGE

- Go to the schools Health Services webpage under Resources or Departments.
- Click on Incoming Freshman button for required health documents.



STEP 2: CLICK ON EACH LINK TO COMPLETE THE DOCUMENTS LISTED

STUDENT EMERGENCY INFORMATION

The Student *Emergency Information Form* provides the school nurse with valuable information to effectively support your student's health needs while on campus.

CERTIFICATE OF CHILD HEALTH EXAM

Health examination with proof of immunizations.

This health examination must be completed by a MD, DO, APN or PA. The Health History section on page 2 must be completed and signed by the parent/guardian.

DENTAL EXAMINATION

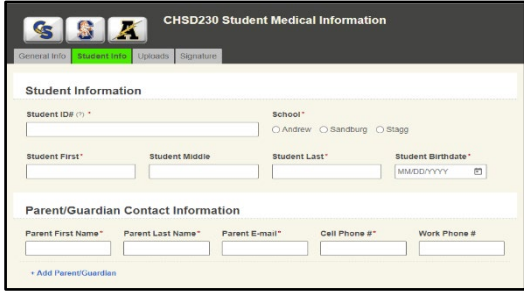
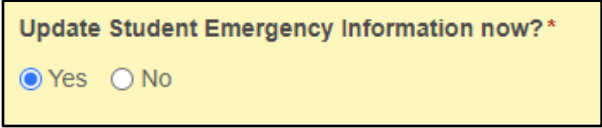
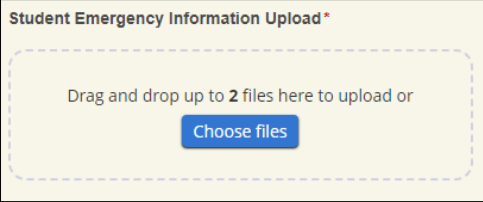

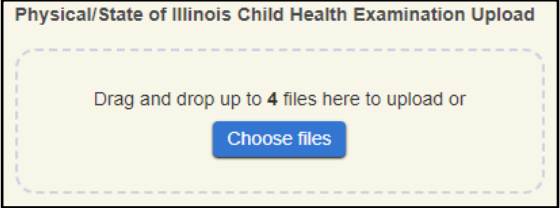
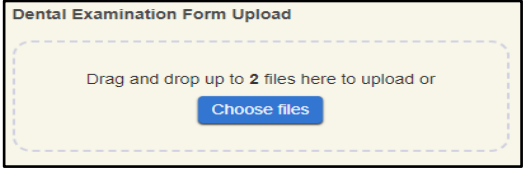
Dental examination must be completed by a licensed dentist.

STEP 3: UPLOAD HEALTH DOCUMENTS

Take a picture of the completed health document(s) and upload them. We recommend the Adobe Scan app for your [Android](#) or [iPhone](#). Open the scan app, take a picture of the document, and save the document as a pdf.



Health Requirements for Incoming Students

<ul style="list-style-type: none"> ➤ Go to CHSD230 Student Medical Information ➤ Click on the Student Info tab and complete student and parent information. 	
<ul style="list-style-type: none"> ➤ Click “Yes” to update student emergency information now. 	
<ul style="list-style-type: none"> ➤ Select ‘Click Here for the Form’ <div data-bbox="209 884 740 1003" style="border: 1px solid black; padding: 5px; margin-top: 10px;"> <p style="color: blue; text-align: center;">Click Here for the form</p> <p style="text-align: center; font-size: small;"><i>Please print and complete the form then use the upload tool below.</i></p> </div>	
<ul style="list-style-type: none"> ➤ After you upload the Emergency Form(s), ➤ Click Next and you will be on the Uploads tab. 	
<ul style="list-style-type: none"> ➤ Click “Choose file” to upload your saved State of Illinois Health Examination Form 	
<ul style="list-style-type: none"> ➤ Click “Choose file” to upload your saved Dental Examination Form 	
<ul style="list-style-type: none"> ➤ Click on Signature tab and “Sign” for electronic signature 	